



Finance



Disbursed
 88% (Target 100%)

Expensed
 94% (Target 85%)

Programs



CM-1a^(M) % suspected malaria cases that receive a parasitological test - 100% (Target 90%)

CM-1b^(M) % suspected malaria cases that receive a parasitological test - 100% (Target 90%)

Stocks



Artemether/Lumefantrine 20/1 0.0

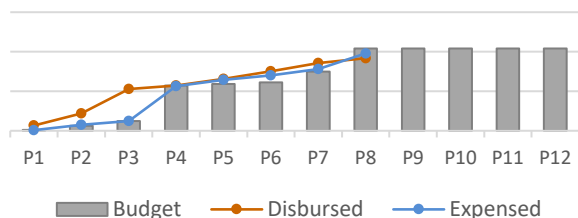
Artemether/Lumefantrine 20/1: 0.0

Artemether/Lumefantrine 20/1: 0.0

Months

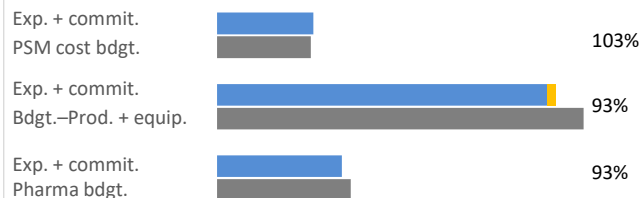
[More](#)

Grant total, cumulative by quarter




[SRs](#)

Total grant to date-PSM %



Commitments with Global Fund



[Comments](#)

Program indicators

Percent

CM-1a ^(M) % suspected malaria cases that receive a parasitological test - pub sec HF's	100%	●
CM-1b ^(M) % suspected malaria cases that receive a parasitological test - community	100%	●
CM-3a % malaria cases (pres and conf) that received 1st line antimalarial treatment - pub sec HF's	95%	●
CM-2b ^(M) % confirmed malaria cases that received first-line antimalarial treatment - community	98%	●
SPI-1 % pregnant women attending antenatal clinics who received 3 or more doses of IPT for malaria	81%	●
VC-3 ^(M) # Llins distributed to targeted risk groups through continuous distribution	41%	●
M&E-2a % expected facility monthly reports (for reporting period) actually recvd	99%	●
M&E-2b % submitted facility monthly reports (for reporting period) recvd on time per national guidelines	91%	●

Management indicators

Key positions vacant	●	0/2
Supervisory visits past due	●	0/0
Sites with stockouts	●	0/0
Value of emergency orders	●	-
Product procurement past due	●	0/0
Product quality tests failed	●	0/0
# sites w/ prod. deliv. past due	●	0/0

Compliance indicators

# site stock reports past due	●	0/0
Finance reports past due	●	0/0
Program reports past due	●	0/0
Implem. supervis. recomm. past due	●	0/0

[SRs](#)