



Finance



**Disbursed**  
89% (Target 100%)

**Expensed**  
###

Programs



**% on ART among all PLHIV at end of reporting period**  
88% (Target 90%)

**# cases of all forms of TB (i.e. bac confirmed + clinically diagnosed), new & relapse**  
126% (Target 90%)

Stocks



**TLD 50/300/300mg tablet 30/90** 4.8

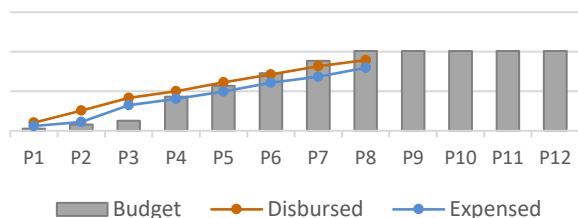
**ABC/3TC 120/60mg** 2.0

**HIV 1/2 - Determine HIV Combo** 3.3

Months

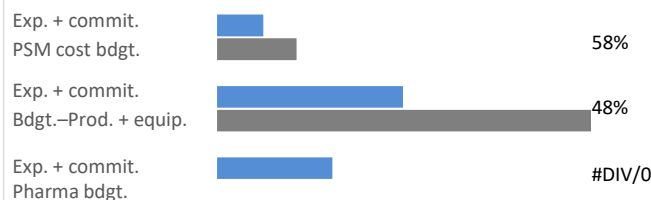
[More](#)

Grant total, cumulative by quarter

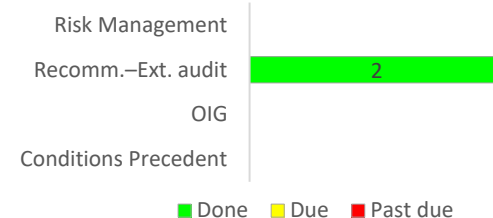


[SRs](#)

Total grant to date-PSM %



Commitments with Global Fund



[Comments](#)

Program indicators

Percent

Program indicators	Percent	Status
% on ART among all PLHIV at end of reporting period	88%	Yellow
# cases of all forms of TB (i.e. bac confirmed + clinically diagnosed), new & relapse	126%	Green
% HIV+ve women who received ART during pregnancy and/or labour and delivery	59%	Red
% HIV+ve results among the total HIV tests performed during the reporting period	61%	Yellow
% HIV-exposed infants receiving a virological test for HIV within 2 months of birth	86%	Yellow
% AGYW reached with HIV prevention programs- defined package of services	103%	Green
# medical male circumcisions performed according to national standards	74%	Yellow
% registered new and relapse TB patients with documented HIV status	118%	Green
% HIV+ve new and relapse TB patients on ART during TB treatment	96%	Green
# TB cases with RR-TB and/or MDR-TB notified	39%	Red
# cases with RR-TB and/or MDR-TB that began second-line treatment	39%	Red
Completeness of facility reporting: Percentage of expected facility monthly reports (for the reporting period) that are ac	99%	Green
% eligible KPs who initiated oral antiretroviral PrEP during the reporting period	63%	Yellow
% health facilities with tracer medicines for the 3 diseases available on the day of the visit or day of reporting		Grey
% PLHIV on ART who initiated TB preventive therapy among those eligible during the reporting period	62%	Yellow

Management indicators

Key positions vacant	Green	0/0
Supervisory visits past due	Green	0/0
Sites with stockouts	Green	0/0
Value of emergency orders	Green	-
Product procurement past due	Green	0/0
Product quality tests failed	Green	0/0
# sites w/ prod. deliv. past due	Green	0/0

Compliance indicators

# site stock reports past due	Green	0/0
Finance reports past due	Green	0/3
Program reports past due	Red	9/11
Implem. supervis. recomm. past due	Green	0/0

[SRs](#)